

smart lockers across campus modou

forget everything you know about lockers

Between classes, jobs, and activities, students are never at the same place on campus for very long. And when they're on campus they should know there's a safe place to store their stuff.



think it's just a locker? think again.


Providing modern lockers for rent, exchange or as a free amenity gives students, visitors, and faculty the option to use lockers across campus whenever they need one with a few taps of their phone or device — without having to supply their own locks, fill out an old-school sign-up sheet, drop off a payment, or stand a line.

No one-size-fits-all system here. These smart lockers give you all the features you could ever need — and let's your students, faculty and visitors make the decision on when and how to use them.

across campus, you can:

- Provide students rental lockers for the day, semester, certain class, or sports season — whenever needed
- Offer complimentary access to lockers around campus during a recruitment visit
- Offer locker usage for a fee for game-day weekends, commencement, theater, and other events
- Offer lockers to pick-up borrowed, returned or purchased items so that students and faculty can skip the line and retrieve items when it's convenient for them





set-and-forget rentals

No staff to manage the process or extra work to cut padlocks or program the codes — but still 100% hands-on when it comes to changes for events, high-traffic areas, and locker types.

flexible revenue stream

From year-long or semester-long models to more day use (temporary lockers in the student union, lockers outside the stadium for alumni and fans) applications, lockers can bring in a passive form of income that needs little management.



frictionless student experience

Students rely on their phones — and the digital payment systems on those phones — to get them through their day. Rent Your Locker debits the campus account a student already has — no need to bring their own locks or swipe a card.

real-time data

We don't just make it easy for the renter — we make it easy for you, too. Our all-in-one rental dashboard includes locker usage and rental fee data, payment reports, and audit trails — to give you the info you need for future decision-making.

locker rentals

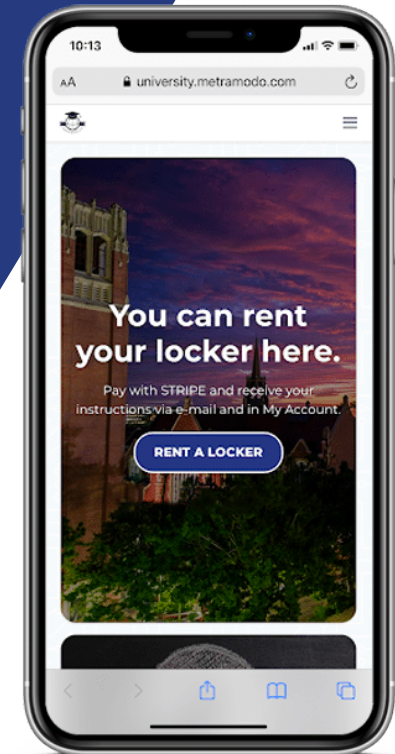


renting a locker on campus should be easy

user experience

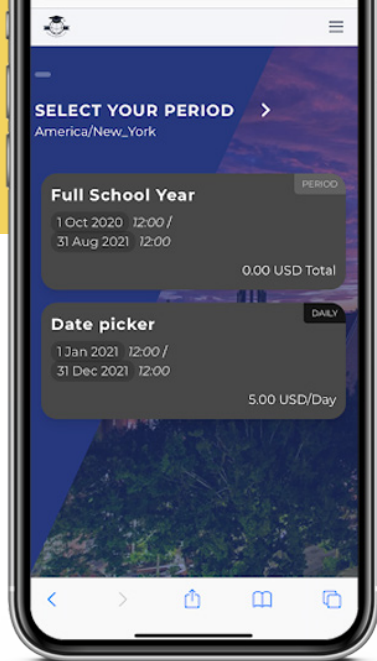
How your students, faculty, alumni, or visitors interact with the smart lockers is up to your university and how the system is configured. Lockers could be rented or booked prior to arriving, on the fly at the locker bank, or integrated into your university app (if you have one). Three ways to rent a locker:

1. book ahead of time
2. on-the-fly rental
3. integrated with your university app



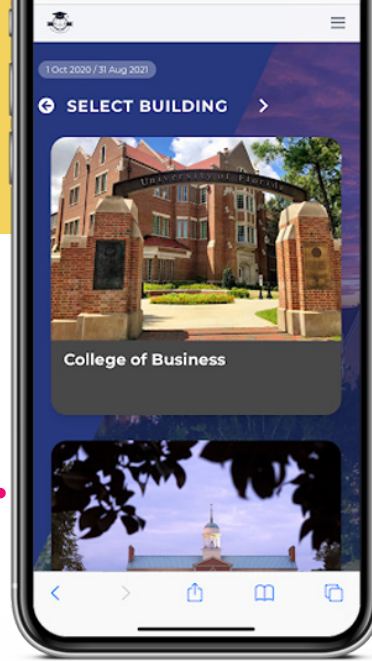
1. book ahead of time . . .

Book right from your university website, users are directed to a customized locker rental web portal. Students, faculty, and others can choose the location, choose the floor if there are multiple, the locker bank, and then visually choose the specific locker they would like to use.



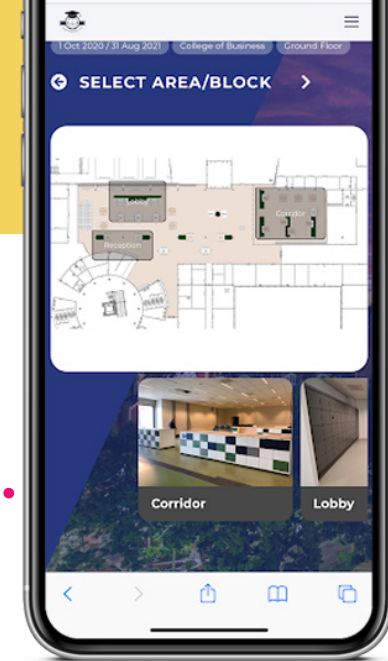
choose duration

Offer locker rental by the day, week, semester, based on user



choose location

Students, faculty, and others choose the building they will be working in, if multiple are available

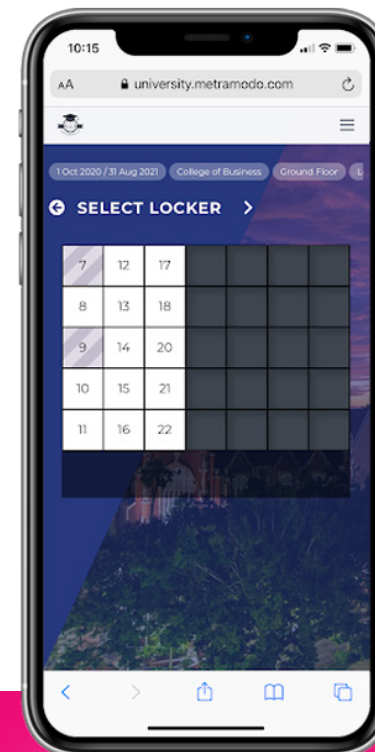


choose locker bank

Find a locker bank near where the member will be working for the day

2. on-the-fly rental

Sometimes your students, faculty or visitors might not know that they need or even want a rental locker until they realize they don't want to carry all their belongings across campus or into the facility. The simple addition of QR codes to the locker banks allows anyone to scan at the locker bank on their smartphone to see if there are any available lockers to rent.



choose a locker

Find an available locker and select it for rental



3. integrated within your university app

If your university has its own app, smart lockers can integrate in and rented or booked right from the app.. With an integration to the smart lockers, make renting or reserving a locker so simple students won't have put any thought into it.

smart locker management

TAKE A HANDS-ON OR HANDS-OFF APPROACH

payment

As an administrator, you have the ability to adjust the rates and how your members use the lockers. Your administrative access allows you to set and adjust the rates that a member or visitor pays via credit card or the ability to offer members to pay via member credits.

duration

Set up and change, as needed, how long your members can rent a locker for. Daily rental, weekly, monthly, event-based, you name it.

reporting & usage

Not sure if you have enough lockers? Or charging enough or too much for rental? The built-in reporting capabilities allow you to run aggregate reports to make strategic decisions regarding your rental lockers.



lockers across campus —



student unions

Student who needs to temporarily stash their bags, coats, and computers while catching up with their friends, eating a quick dinner before heading home for the day or a night out for friendly competitions at the 'game room' or movie theater. Game-day events where alumni and booster clubs host events. Recruits and parents taking the college campus tour that don't necessarily care to lug around all of their belongings across campus.

athletic arenas + stadiums

Rental lockers are a great way to add an additional revenue stream to your venue. Students, alumni, guests and visitors can simply rent a locker prior to the game or on-the-fly by scanning a QR code with their smartphone located on the locker. Give your students credit to use the lockers for free while charging alumni or visitors. And ultimately manage the lockers fully with a few clicks in the software.





libraries

Give your students and faculty a space to store belongings while stepping away for a restroom break, a walk to clear their head, or just perusing the stacks looking for books. Or use the lockers to store the belongings that are not needed at hand while spending the day at the library, like a bike helmet, jacket, umbrella or any other item.

fitness centers

Really, how often do those open cubbies located at your fitness center get used? Or how many padlocks get cut off at the end of the semester? Students can rent a locker at your fitness center however you let them. Daily, monthly, semester-based, the entire school year, you name it.

performing arts

Provide your guests a self-sufficient and convenient coat-check or bag-check with rental lockers. When purchasing tickets online or at the time of the show, your guests can rent a locker to store their belongings during the show.



accessing a locker



Once the locker is rented a student or faculty member can open their locker door a couple of different ways. The student or faculty member could present their student ID card or mobile credential that they use to gain access to amenities and buildings across campus.

By presenting their ID card to the reader on the locker bank or hitting the open button on the web app, the locker door will automatically pop open for to put their personal belongings in. To then re-open the locker they repeat that same process.

The Metra with Genuine HID Technology™ includes Apple's Enhanced Contactless Polling (ECP) application to support credentials in Apple Wallet.

Evolving to a connected campus model means mobile credentials — to add student ID cards to Apple Wallet on iPhone and Apple Watch — will become more commonplace. Rather than holding an RFID card to a locker reader — hold your iPhone or Apple Watch near the reader and the locker door will pop-up once the credentials are confirmed.



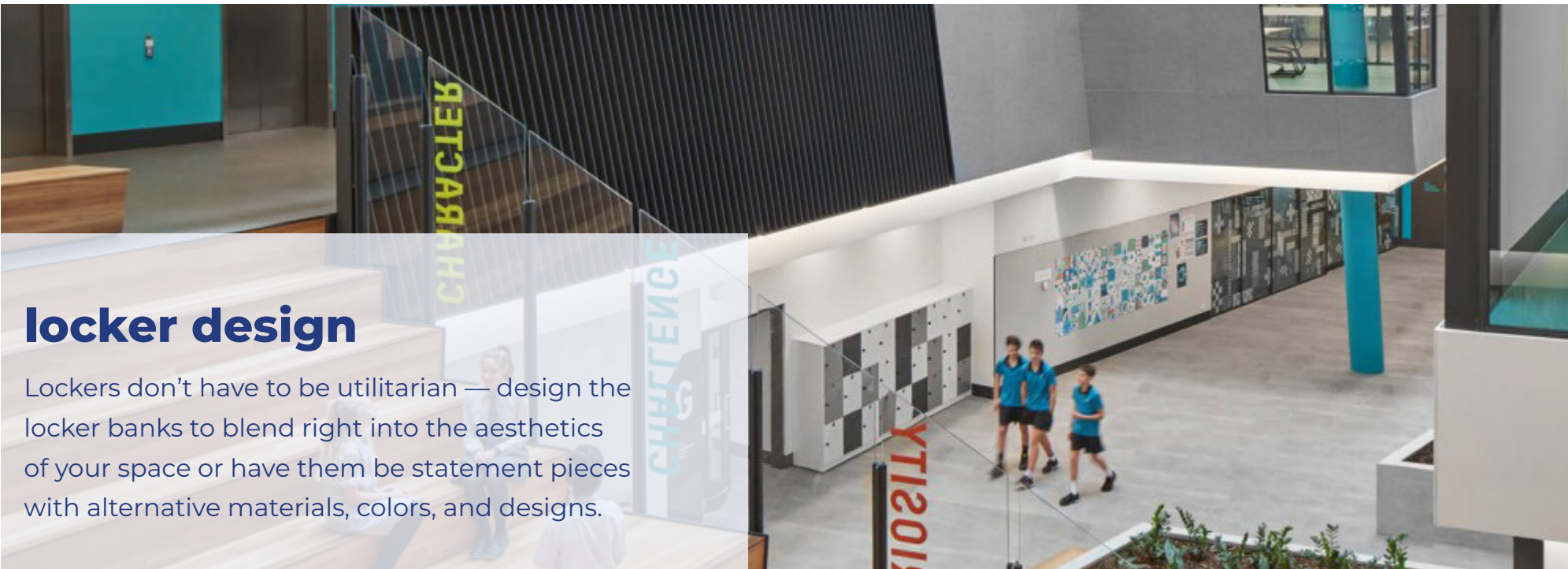
get a return on your investment




These lockers will practically pay for themselves. The smart locker software provides you total control to decide how you would like to charge. Set the price for the lockers or offer credits to use from their accounts. However you decide on the financial model, the added convenience of locker storage will have your students and faculty wondering what they did without them.

locker design

Lockers don't have to be utilitarian — design the locker banks to blend right into the aesthetics of your space or have them be statement pieces with alternative materials, colors, and designs.





Knowing why students and faculty are using your space will help you better understand how to properly accommodate them. No matter who utilizes the space, they all have one thing in common. They need a place to keep their personal belongings.



811 East Washington Avenue | Suite 500 | Madison, WI 53703
608.721.7299
support@metramodo.com



MetraModo is the Exclusive US partner of Metra locking systems